



# Roof Report

Prepared by Roofr

17476 sqft

17 facets


436 East College Street, Jackson, GA 30233

Predominant pitch 6/12



# Diagram

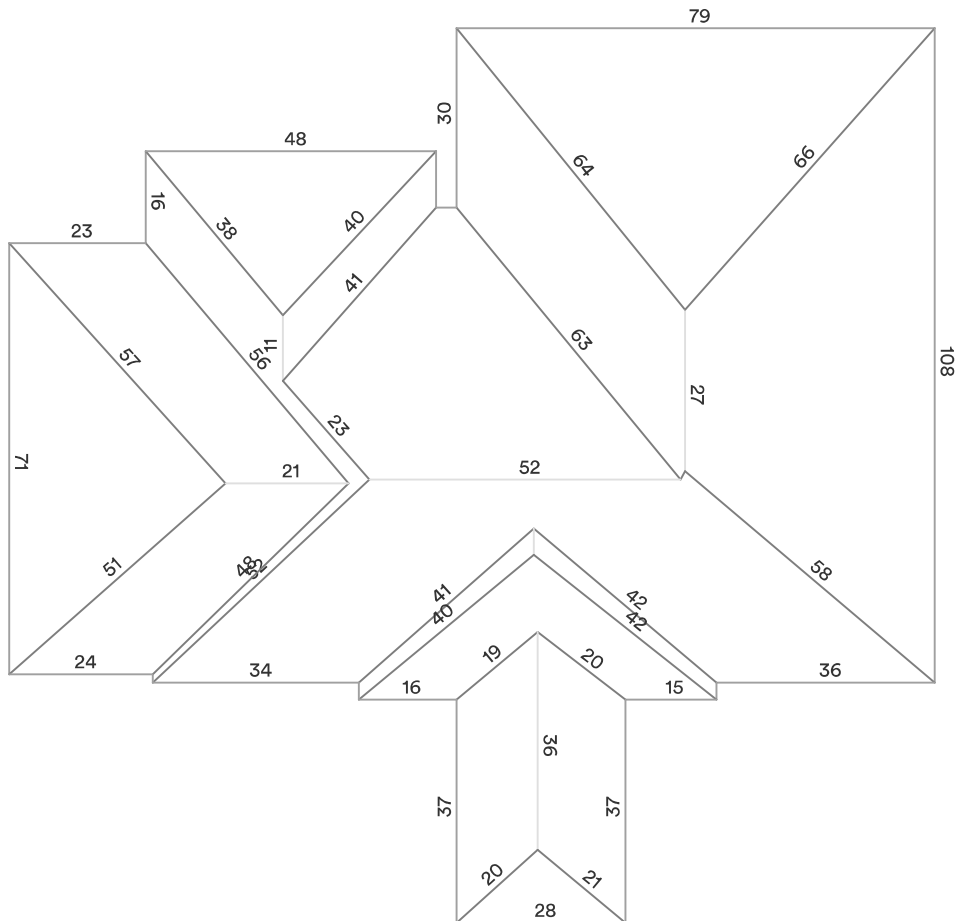
436 East College Street, Jackson, GA 30233



# Length measurement report

436 East College Street, Jackson, GA 30233

- Eaves: 616ft 5in
- Ridges: 148ft 8in
- Step flashing: 0ft 0in
- Unspecified: 0ft 0in
- Valleys: 326ft 7in
- Rakes: 0ft 0in
- Transitions: 0ft 0in
- Hips: 568ft 6in
- Wall flashing: 0ft 0in
- Parapet wall: 0ft 0in



Measurements in diagram are rounded up for display. Some edge lengths may be hidden from diagram to avoid overcrowding.

# Area measurement report

436 East College Street, Jackson, GA 30233

Total roof area: 17476 sqft

Pitched roof area: 17476 sqft

Flat roof area: 0 sqft

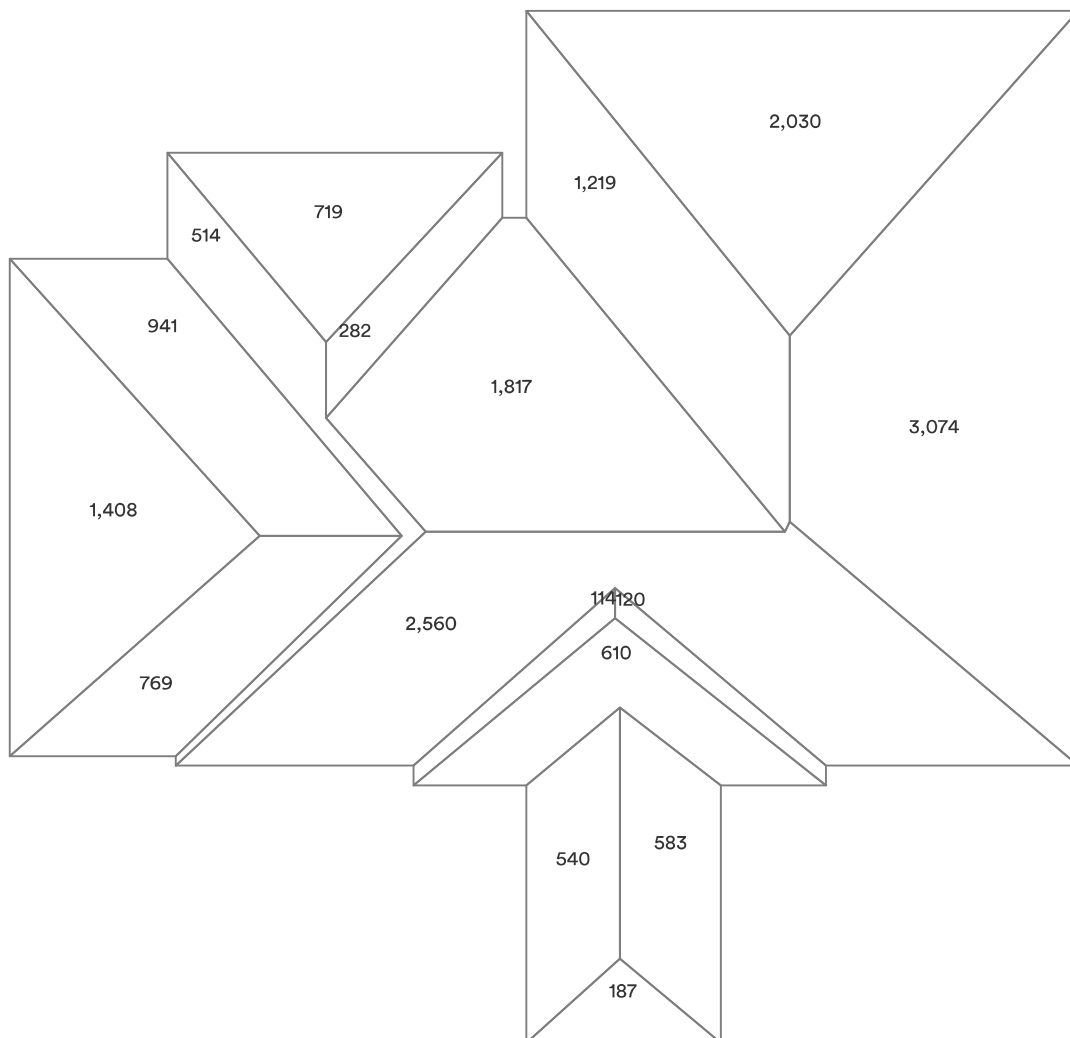
Two story area: 0 sqft

Two layer area: 0 sqft

Predominant pitch: 6/12

Predominant pitch area: 17476 sqft

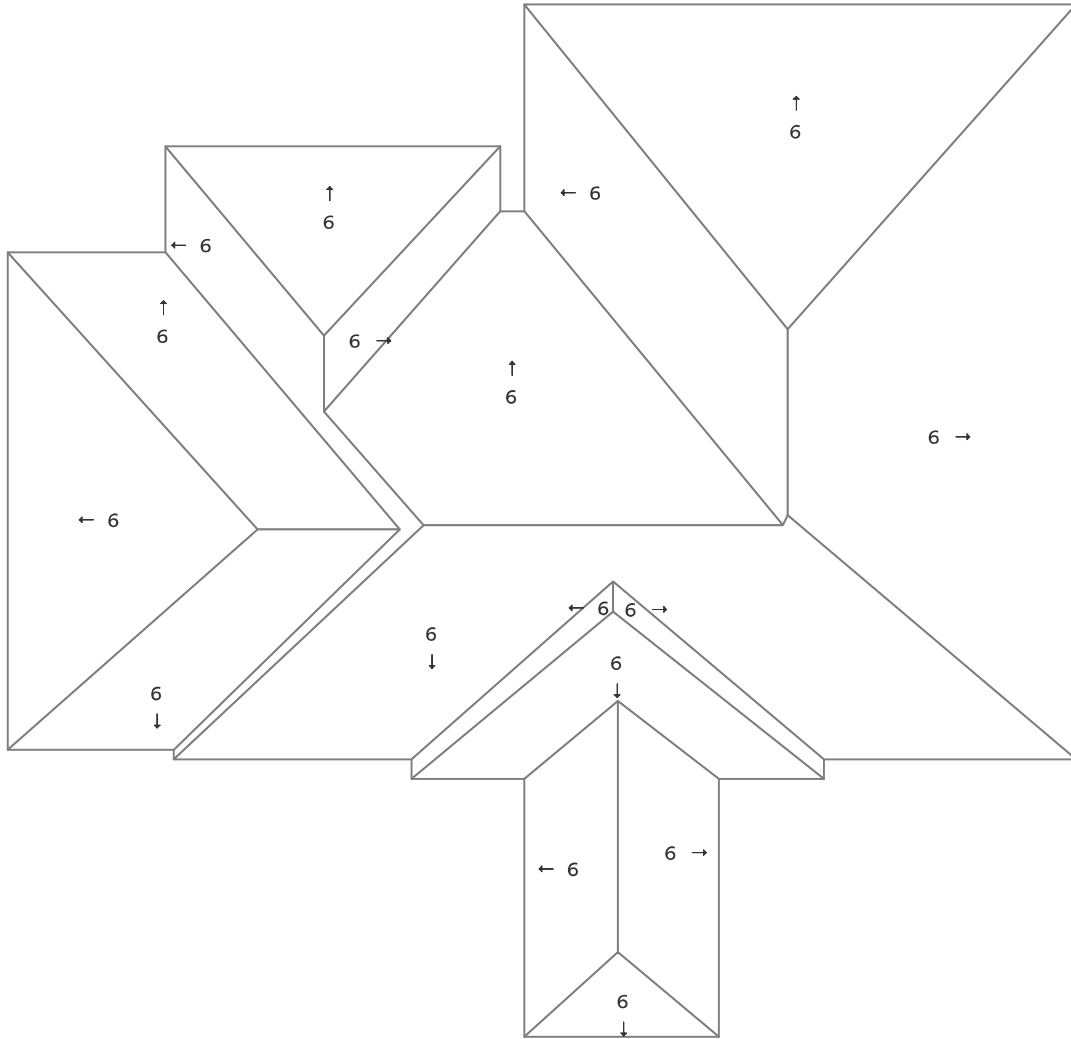
Unspecified pitch area: 0 sqft



Area measurements in diagram are rounded. The totals at the top of the page are the sums of the exact measurements, which are then rounded. Deleted facets (skylights, chimneys, etc.) are designated with a dashed line and are excluded from the calculations.

# Pitch & direction measurement report

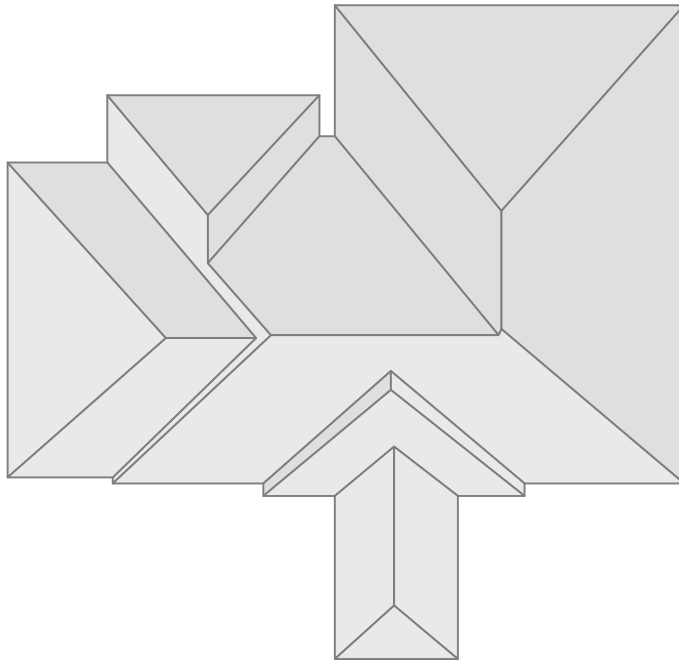
436 East College Street, Jackson, GA 30233



Deleted facets are designated with a dashed line and do not have a pitch.

# Report summary

436 East College Street, Jackson, GA 30233



## Measurements

Total roof area	17476 sqft
Total pitched area	17476 sqft
Total flat area	0 sqft
Total roof facets	17 facets
Predominant pitch	6/12
Total eaves	616ft 5in
Total valleys	326ft 7in
Total hips	568ft 6in
Total ridges	148ft 8in
Total rakes	0ft 0in
Total wall flashing	0ft 0in
Total step flashing	0ft 0in
Total transitions	0ft 0in
Total parapet wall	0ft 0in
Total unspecified	0ft 0in
Hips + ridges	717ft 2in
Eaves + rakes	616ft 5in

Pitch	6/12
-------	------

Area (sqft) 17,477

Squares 174.8

### Recommended

Waste %	0%	7%	10%	12%	15%	17%	20%
Area (sqft)	17,477	18,700	19,224	19,574	20,098	20,448	20,972
Squares	174.8	187.0	192.3	195.8	201.0	204.5	209.8

Recommended waste is based on an asphalt shingle roof with a closed valley system (if applicable). Several other factors are involved in determining which waste percentage to use, including the complexity of the roof and individual roof application style. You will also need to calculate the post-waste quantity of other materials needed (hip and ridge caps, starter shingle, etc.).

# Material calculations

436 East College Street, Jackson, GA 30233

Product	Unit	Waste (0%)	Waste (7%)	Waste (10%)	Waste (15%)
<b>Shingle (total sqft)</b>		<b>17,477 sqft</b>	<b>18,700 sqft</b>	<b>19,224 sqft</b>	<b>20,098 sqft</b>
IKO - Cambridge	bundle	525	562	578	604
CertainTeed - Landmark	bundle	533	571	587	613
GAF - Timberline	bundle	533	571	587	613
Owens Corning - Duration	bundle	533	571	587	613
Atlas - Pristine	bundle	530	567	583	610
<b>Starter (eaves + rakes)</b>		<b>617 ft</b>	<b>660 ft</b>	<b>679 ft</b>	<b>709 ft</b>
IKO - Leading Edge Plus	bundle	6	6	6	7
CertainTeed - SwiftStart	bundle	6	6	6	7
GAF - Pro-Start	bundle	6	6	6	6
Owens Corning - Starter Strip	bundle	6	7	7	7
Atlas - Pro-Cut	bundle	5	5	5	6
<b>Ice and Water (eaves + valleys + flashings)</b>		<b>944 ft</b>	<b>1,010 ft</b>	<b>1,038 ft</b>	<b>1,085 ft</b>
IKO - StormShield	roll	15	16	16	17
CertainTeed - WinterGuard	roll	15	16	16	17
GAF - WeatherWatch	roll	15	16	16	17
Owens Corning - WeatherLock	roll	13	14	14	15
Atlas - Weathermaster	roll	15	16	16	17
<b>Synthetic (total sqft; no laps)</b>		<b>17,477 sqft</b>	<b>18,700 sqft</b>	<b>19,224 sqft</b>	<b>20,098 sqft</b>
IKO - Stormtite	roll	18	19	20	21
CertainTeed - RoofRunner	roll	18	19	20	21
GAF - Deck-Armor	roll	18	19	20	21
Owens Corning - RhinoRoof	roll	18	19	20	21
Atlas - Summit	roll	18	19	20	21
<b>Capping (hips + ridges)</b>		<b>718 ft</b>	<b>768 ft</b>	<b>789 ft</b>	<b>825 ft</b>
IKO - Hip and Ridge	bundle	19	20	21	21
CertainTeed - Shadow Ridge	bundle	24	26	27	28
GAF - Seal-A-Ridge	bundle	29	31	32	33
Owens Corning - DecoRidge	bundle	36	39	40	42
Atlas - Pro-Cut H&R	bundle	24	25	26	27
<b>Other</b>					
8' Valley (no laps)	sheet	41	44	45	47
10' Drip Edge (eaves + rakes; no laps)	sheet	62	66	68	71

These calculations are estimates and are not guaranteed. Always double check calculations before ordering materials. Estimates are based off of the total pitched area (i.e., flat area is excluded).